
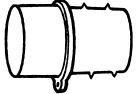
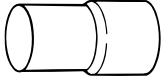

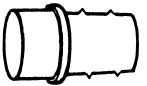
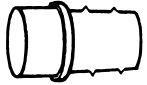
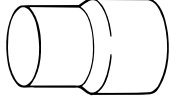


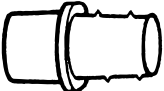
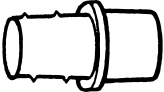
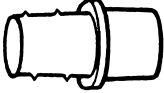
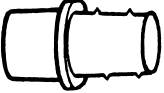
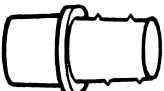
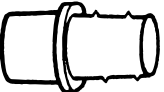

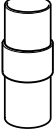

# Technical Description

## Hose Couplers - F50, M50

	Description	Part Number
	<p><b>Hose couplers</b></p> <p><b>Application:</b> For interconnection of vacuum hoses. The hose coupler system is available in a wide range to suit most hose diameters commonly used.</p> <p><b>Description:</b> The couplers, made from electrically conductive plastics material, are available in two diameters of the tapered coupler section, 40 and 50 mm / 1.6 and 2.0 in. The male 50-series fits directly to the flap valve and the automatic TAV valve. To connect the 40-series to either the 50 series or to the above mentioned valves an adapter is used. Using the couplers makes it very easy to connect / disconnect the vacuum hose simply by turning - pushing or turning - pulling.</p>	
	<p><b>F50 - 50P</b> Female coupler for Ø 50 mm / 2.0 in. vacuum hose with Ø 50 mm / 2 in. coupler section.</p>	<p><b>40 151030</b></p>
	<p><b>F50 - 44S</b> Female steel coupler for Ø 44 mm / 1.7 in. vacuum hose with Ø 50 mm / 2.0 in. coupler section. Hose clip included.</p>	<p><b>40 151140</b></p>
	<p><b>M50 - 50P</b> Male coupler for Ø 50 mm / 2.0 in. vacuum hose with Ø 50 mm / 2.0 in. coupler section.</p>	<p><b>40 151100</b></p>
	<p><b>M50 - 44P</b> Male coupler for Ø 44 mm / 1.7 in. vacuum hose with Ø 50 mm / 2.0 in. coupler section.</p>	<p><b>40 151120</b></p>
	<p><b>M50 - 38P</b> Male coupler for Ø 38 mm / 1.5 in. vacuum hose with Ø 50 mm / 2.0 in. coupler section.</p>	<p><b>40 151110</b></p>
	<p><b>M50 - 63S</b> Male steel coupler for Ø 63 mm vacuum hose with Ø 50 mm coupler section. Hose clip included.</p>	<p><b>40 151130</b></p>

# Technical Description

## Hose Couplers - F40, M40

	Description	Part Number
	<b>F40 - 50P</b> Female coupler for Ø 50 mm / 2.0 in. vacuum hose with Ø 40 mm / 1.6 in. coupler section.	<b>40 151020</b>
	<b>F40 - 38P</b> Female coupler for Ø 38 mm / 1.5 in. vacuum hose with Ø 40 mm / 1.6 in. coupler section.	<b>40 151010</b>
	<b>F40 - 32P</b> Female coupler for Ø 32 mm / 1.3 in. vacuum hose with Ø 40 mm / 1.6 in. coupler section.	<b>40 151040</b>
	<b>M40 - 38P</b> Male coupler for Ø 38 mm / 1.5 in. vacuum hose with Ø 40 mm / 1.6 in. coupler section.	<b>40 151050</b>
	<b>M40 - 32P</b> Male coupler for Ø 32 mm / 1.3 in. vacuum hose with Ø 40 mm / 1.6 in. coupler section.	<b>40 151060</b>
	<b>M40 - 25P</b> Male coupler for Ø 25 mm / 1.0 in. vacuum hose with Ø 40 mm / 1.6 in. coupler section.	<b>40 151070</b>
	<b>FM40 - 50P</b> Adapter from male Ø 40 / 1.6 in. series to female Ø 50 / 2.0 in. series or vacuum valves.	<b>40 151300</b>
	<b>Swivel</b> Ø 38 mm / 1.5 in. Plastic for 38 mm hose	<b>40 155020</b>
	<b>Swivel</b> Ø 50 mm / 2.0 in. Plastic for 50 mm hose	<b>40 155030</b>